

## BEAMS (BEAMS)



### COLOURS

- Standard colour S600 (fine texture white)
- Not available in collections Pure Grey / Blue Green / Terra Cotta / Uni Colours
- Not available in colours Gloss White and Jet Black
- Extensive colour chart see p. 16

### SPECIAL

- Composed out of vertical aluminium profiles
- Protection against internal corrosion: protecting product Protect 1+1

### BRACKETS

- Wall brackets standard

### TECHNICAL

- Aluminium radiators are manufactured by way of a patented press process that goes into making a world class radiator.
- KTL priming coat, powder coating
- Standard operating pressure: 10 bar
- Maximum operating temperature: 110°C

### ELECTRICAL (see chapter electrical radiators)

- ✗ Pure electrical radiator prefilled
- ✗ Mixed radiator

### TECHNICAL DRAWINGS

- See p. 39

### CONNECTION

- ✗ One-point connection for one-pipe system
- ✗ One-point connection for two-pipe system
- ✓ Two-point connection for one-pipe system (connection by way of the central connection) (see p. 300)
- ✓ Two-point connection for two-pipe system (standard) (see p. 300)
- ✗ Integrated valve
- A standard automatic air vent is fitted on the top left hand side of the radiator
- **Attention: The water should be PH neutral. Protect 1+1 or a similar product should be added to the circuit.**



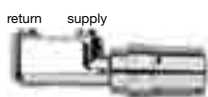
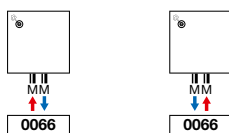
**PROTECT 1+1**  
Ref. nr. 11FH55001

### ABOUT BEAMS

#### Functionality at its best

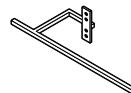
Architectural space was the inspiration for this innovative, multiple design awards acclaimed radiator concept. Three beam-shaped volumes form a robust whole, nicely balanced with the geometric architecture in the living space. The geometric accessories provide you the option of making the desired accents yourself. Two water channels per element guarantee excellent efficiency, with optimal energy savings as a bonus.

### RECOMMENDED CONNECTION (0066)



ref. nr. 11821030000099  
Fittings, see p. 313

### RECOMMENDED FOR THE BATHROOM IN OPTION



long bracket (white)  
ref. nr. 118370100000600

long bracket (black)  
ref. nr. 118370100000300

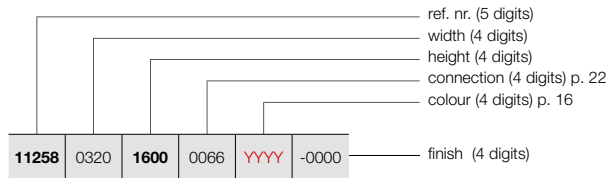
long bracket (pigeon blue)  
ref. nr. 118370100000601

**Other accessories, see p. 22**



### HOW TO ORDER BEAMS

Delivery time 15 - 30 working days  
(transport duration not included)



11258	0320	1600	0066	YYYY	-0000
-------	------	------	------	------	-------


### BEAMS (BEAMS)



BEAMS

### HOW TO ORDER STOCK RADIATOR BEAMS

Delivery time 5 working days  
(transport duration not included)




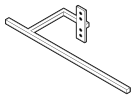
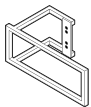
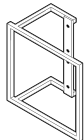
11258	-00
-------	-----

REFERENCE CODE CUSTOM MADE BEAMS						TECHNICAL DATA									
						tubes	width (L mm)	height (H mm)	75/65/20 (Watt)	55/45/20 (Watt)	n-exp.	weight (kg)	water content (l)	electr. resistance (Watt)	short ref. nr. S600 stock
<b>REF. NR. BEAMS : 11258</b>															
11258	0320	1600	0066	YYYY	-0000	2	320	1600	1127	583	1,29	15,50	1,00	-	-
		1800				2	320	1800	1237	643	1,28	17,28	1,08	-	11258-01
		2000				2	320	2000	1348	701	1,28	19,05	1,15	-	-
		2200				2	320	2200	1459	755	1,29	20,90	1,30	-	-
11258	0490	1600	0066	YYYY	-0000	3	490	1600	1658	867	1,27	23,20	1,53	-	-
		1800				3	490	1800	1821	947	1,28	25,88	1,64	-	11258-02
		2000				3	490	2000	1983	1026	1,29	28,55	1,75	-	11258-03
		2200				3	490	2200	2147	1111	1,29	31,25	2,00	-	-
11258	0660	1600	0066	YYYY	-0000	4	660	1600	2172	1147	1,25	30,90	2,05	-	-
		1800				4	660	1800	2385	1247	1,27	34,48	2,20	-	-
		2000				4	660	2000	2598	1337	1,30	38,05	2,35	-	-
		2200				4	660	2200	2812	1455	1,29	41,60	2,70	-	-

CE 13 in conformity with EN442-1: radiators and convectors

For heat outputs in other regimes, see p. 308 (correction factors)

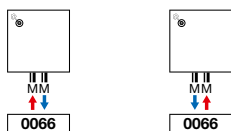
# BEAMS ACCESSORIES IN OPTION

ACCESSORIES		WIDTH TOWEL RAIL	COLOUR	REF.NR.
SHORT BRACKET			<b>BEAMS</b>	
		240 mm	WHITE	11837000000600
		240 mm	BLACK	11837000000300
		240 mm	PIGEON BLUE	11837000000601
• d = 40 mm; a = 30 mm				
LONG BRACKET			<b>BEAMS</b>	
		440 mm	WHITE	11837010000600
		440 mm	BLACK	11837010000300
		440 mm	PIGEON BLUE	11837010000601
• d = 40 mm; a = 30 mm				
RECTANGULAR BRACKET			<b>BEAMS</b>	
		286 x 110 mm	WHITE	11837020000600
		286 x 110 mm	BLACK	11837020000300
		286 x 110 mm	PIGEON BLUE	11837020000601
• d = 40 mm; a = 30 mm				
SQUARE BRACKET			<b>BEAMS</b>	
		240 x 240 mm	WHITE	11837030000600
		240 x 240 mm	BLACK	11837030000300
		240 x 240 mm	PIGEON BLUE	11837030000601
• d = 40 mm; a = 30 mm				

d = distance front of the accessory up to front of the radiator  
a = distance accessory up to the radiator  
**available from stock**

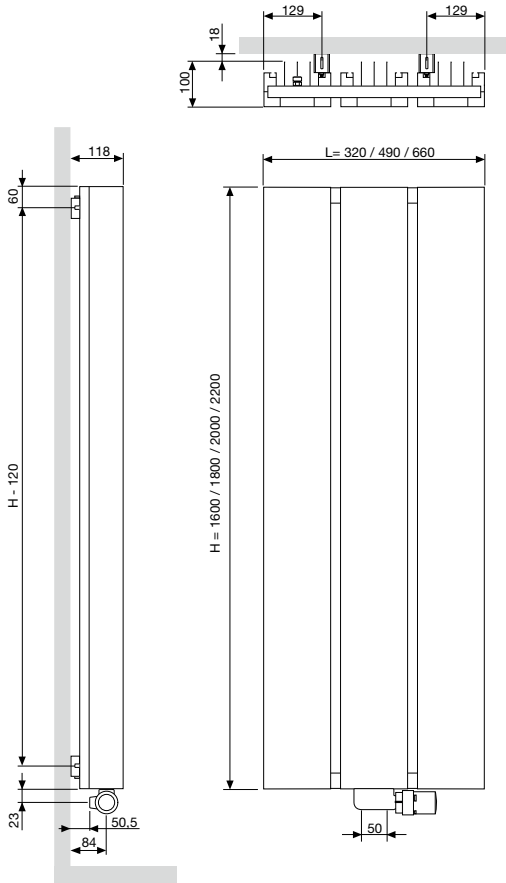
## BEAMS CONNECTIONS

### BEAMS: BEAMS



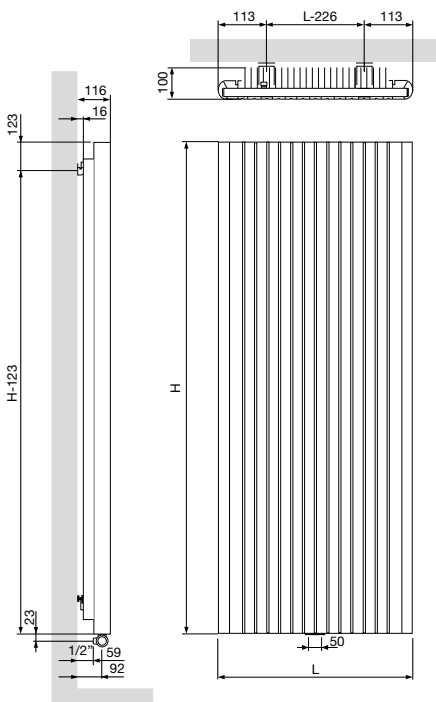
**Attention:** connecting the radiator can only be as shown by the connecting icons. For any other connection method, we take no responsibility.

**BEAMS (BEAMS)**



<b>BEAMS</b>	
Centre between the connections	50
Centre between the brackets	L-258

**ALU-ZEN VERTICAL (ALU-ZEN)**



<b>ALU-ZEN</b>	
Centre between the connections	50
Centre between the brackets	L-226