

TYPES

- One (TV1) or two rows (TV2) of tubes

TUBES

- Vertical, flat-oval 57,5 x 10 mm

COLLECTORS

- Horizontal, rear, round Ø 35 mm

COLOURS

- Standard colour white RAL 9016
- Not available in colour Gloss White
- Extensive colour chart see p. 16

SPECIAL

- Tulipa 6 and 8 tubes: connection 1mm8, 18, 81 not possible

BRACKETS

- Wall brackets standard
- TV1 / TV2 also available as free-standing radiator, see p. 169
- Please indicate K-distance (distance floor / radiator) and B-distance (distance radiator / ceiling) when ordering free-standing installation.

TECHNICAL

- Welded by means of resistance welding robots (invisible weld seams)
- KTL priming coat, powder coating
- Standard operating pressure: 4 bar. Extra charge for higher service pressures (10 bar): +10%.
- The delivery time of a radiator with a higher service pressure is 1 week extra.
- Maximum operating temperature: 110°C

ELECTRICAL (see chapter electrical radiators)

- ✗ Pure electrical radiator prefilled
- ✗ Mixed radiator

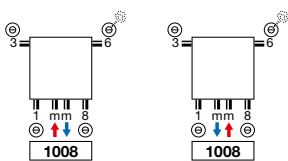
TECHNICAL DRAWINGS

- See p. 172

CONNECTION

- ✓ One-point connection for one-pipe system (order as special radiator) (see p. 301)
- ✓ One-point connection for two-pipe system (order as special radiator) (see p. 301)
- ✓ Two-point connection for one-pipe system (connection by way of the central connection) (see p. 300)
- ✓ Two-point connection for two-pipe system (standard) (see p. 300)
- ✗ Integrated valve

RECOMMENDED CONNECTION (1008)



ref. nr. 118200200009016
Fittings, see p. 313

Other connection methods, see p. 171

ABOUT TULIPA VERTICAL

Heat in plain sight

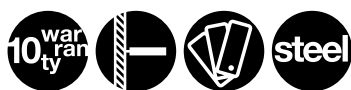
A first generation designer radiator. Suitable for all areas and applications. The open structure and the perpendicular connection of the tubes on the collector provided Vasco with an official hygiene certificate. The guarantee for an immaculate heating comfort, everywhere in house.

RECOMMENDED FOR THE BATHROOM IN OPTION



towel rail (chrome)
ref. nr. 118322200000099

Other accessories, see p. 170



TV1 / TV2

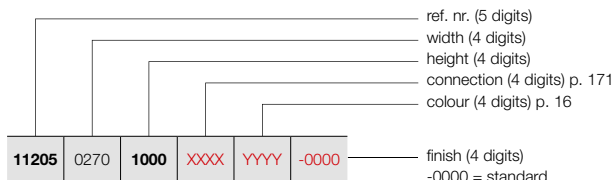
TULIPA VERTICAL (TV1)



TV1

HOW TO ORDER TULIPA VERTICAL

Delivery time 15 - 30 working days
(transport duration not included)




FREE-STANDING INSTALLATION (TV1)

See p. 169 for additional accessories.

HOW TO ORDER STOCK RADIATOR TULIPA VERTICAL

Delivery time 5 working days
(transport duration not included)



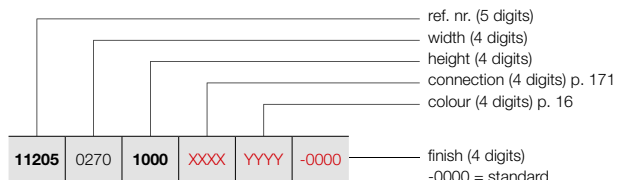
REFERENCE CODE CUSTOM MADE TULIPA VERTICAL						TECHNICAL DATA					short ref. nr.				
tubes	width (L mm)	height (H mm)	75/65/20 (Watt)	55/45/20 (Watt)	n-exp.	weight (kg)	water content (l)	electr. resistance (Watt)	short ref. nr. RAL 9016 stock						
REF. NR. TULIPA VERTICAL TV1 : 11205															
11205	0270	1000	XXX	YYY	-0000	6	270	1000	357	187	1,27	9,30	2,64	-	-
		1200				6	270	1200	422	218	1,29	10,98	3,00	-	-
		1400				6	270	1400	488	250	1,31	12,66	3,42	-	-
		1600				6	270	1600	557	282	1,33	14,04	3,78	-	-
		1800				6	270	1800	627	319	1,32	15,78	4,32	-	-
		2000				6	270	2000	700	358	1,31	17,52	4,80	-	-
		2200				6	270	2200	775	401	1,29	19,20	5,34	-	-
		2400				6	270	2400	848	439	1,29	20,94	5,82	-	-
		2600				6	270	2600	921	477	1,29	22,68	6,30	-	-
		2800				6	270	2800	994	514	1,29	24,42	6,84	-	-
		3000				6	270	3000	1067	552	1,29	26,16	7,32	-	-
		11205	0360	1000	XXX	YYY	-0000	8	360	1000	476	249	1,27	12,40	3,52
1200						8	360	1200	563	291	1,29	14,64	4,00	-	-
1400						8	360	1400	651	333	1,31	16,88	4,56	-	-
1600						8	360	1600	742	376	1,33	18,72	5,04	-	-
1800						8	360	1800	836	426	1,32	21,04	5,76	-	-
2000						8	360	2000	933	478	1,31	23,36	6,40	-	-
2200						8	360	2200	1034	535	1,29	25,60	7,12	-	-
2400						8	360	2400	1131	585	1,29	27,92	7,76	-	-
2600						8	360	2600	1228	635	1,29	30,24	8,40	-	-
2800						8	360	2800	1325	686	1,29	32,56	9,12	-	-
3000						8	360	3000	1422	736	1,29	34,88	9,76	-	-
11205	0450			1000	XXX	YYY	-0000	10	450	1000	596	312	1,27	15,50	4,40
		1200				10	450	1200	704	364	1,29	18,30	5,00	-	-
		1400				10	450	1400	814	417	1,31	21,10	5,70	-	-
		1600				10	450	1600	928	470	1,33	23,40	6,30	-	-
		1800				10	450	1800	1045	532	1,32	26,30	7,20	-	11205-01
		2000				10	450	2000	1166	597	1,31	29,20	8,00	-	11205-02
		2200				10	450	2200	1292	668	1,29	32,00	8,90	-	-
		2400				10	450	2400	1413	731	1,29	34,90	9,70	-	-
		2600				10	450	2600	1535	794	1,29	37,80	10,50	-	-
		2800				10	450	2800	1656	857	1,29	40,70	11,40	-	-
		3000				10	450	3000	1778	920	1,29	43,60	12,20	-	-
		11205	0540	1000	XXX	YYY	-0000	12	540	1000	715	374	1,27	18,60	5,28
1200						12	540	1200	844	437	1,29	21,96	6,00	-	-
1400						12	540	1400	977	500	1,31	25,32	6,84	-	-
1600						12	540	1600	1113	564	1,33	28,08	7,56	-	-
1800						12	540	1800	1254	639	1,32	31,56	8,64	-	11205-07
2000						12	540	2000	1399	716	1,31	35,04	9,60	-	11205-03
2200						12	540	2200	1550	802	1,29	38,40	10,68	-	-
2400						12	540	2400	1696	877	1,29	41,88	11,64	-	-
2600						12	540	2600	1842	953	1,29	45,36	12,60	-	-
2800						12	540	2800	1988	1029	1,29	48,84	13,68	-	-
3000						12	540	3000	2133	1104	1,29	52,32	14,64	-	-

CE05 in conformity with EN442-1: radiators and convectors

For heat outputs in other regimes, see p. 308 (correction factors)

HOW TO ORDER TULIPA VERTICAL

Delivery time 15 - 30 working days
(transport duration not included)




FREE-STANDING INSTALLATION (TV1)

See p. 169 for additional accessories.

HOW TO ORDER STOCK RADIATOR TULIPA VERTICAL

Delivery time 5 working days
(transport duration not included)



TULIPA VERTICAL (TV1)



TV1

REFERENCE CODE CUSTOM MADE TULIPA VERTICAL							TECHNICAL DATA					short ref. nr. RAL 9016 stock			
11205	0270	1000	XXXX	YYYY	-0000	tubes	width (L mm)	height (H mm)	75/65/20 (Watt)	55/45/20 (Watt)	n-exp.	weight (kg)	water content (l)	electr. resistance (Watt)	
REF. NR. TULIPA VERTICAL TV1 : 11205															
11205	0630	1000	XXXX	YYYY	-0000	14	630	1000	834	436	1,27	21,70	6,16	-	-
		1200				14	630	1200	985	510	1,29	25,62	7,00	-	-
		1400				14	630	1400	1139	583	1,31	29,54	7,98	-	-
		1600				14	630	1600	1299	658	1,33	32,76	8,82	-	-
		1800				14	630	1800	1463	745	1,32	36,82	10,08	-	11205-08
		2000				14	630	2000	1633	836	1,31	40,88	11,20	-	11205-09
		2200				14	630	2200	1809	936	1,29	44,80	12,46	-	-
		2400				14	630	2400	1979	1024	1,29	48,86	13,58	-	-
		2600				14	630	2600	2149	1112	1,29	52,92	14,70	-	-
		2800				14	630	2800	2319	1200	1,29	56,98	15,96	-	-
		3000				14	630	3000	2489	1288	1,29	61,04	17,08	-	-
11205	0720	1000	XXXX	YYYY	-0000	16	720	1000	953	498	1,27	24,80	7,04	-	-
		1200				16	720	1200	1126	583	1,29	29,28	8,00	-	-
		1400				16	720	1400	1302	667	1,31	33,76	9,12	-	-
		1600				16	720	1600	1484	752	1,33	37,44	10,08	-	-
		1800				16	720	1800	1672	852	1,32	42,08	11,52	-	-
		2000				16	720	2000	1866	956	1,31	46,72	12,80	-	11205-04
		2200				16	720	2200	2067	1069	1,29	51,20	14,24	-	-
		2400				16	720	2400	2261	1170	1,29	55,84	15,52	-	-
		2600				16	720	2600	2456	1271	1,29	60,48	16,80	-	-
		2800				16	720	2800	2650	1371	1,29	65,12	18,24	-	-
		3000				16	720	3000	2844	1471	1,29	69,76	19,52	-	-
11205	0810	1000	XXXX	YYYY	-0000	18	810	1000	1072	560	1,27	27,90	7,92	-	-
		1200				18	810	1200	1266	655	1,29	32,94	9,00	-	-
		1400				18	810	1400	1465	750	1,31	37,98	10,26	-	-
		1600				18	810	1600	1670	847	1,33	42,12	11,34	-	-
		1800				18	810	1800	1881	958	1,32	47,34	12,96	-	-
		2000				18	810	2000	2099	1075	1,31	52,56	14,40	-	-
		2200				18	810	2200	2325	1203	1,29	57,60	16,02	-	-
		2400				18	810	2400	2544	1316	1,29	62,82	17,46	-	-
		2600				18	810	2600	2763	1430	1,29	68,04	18,90	-	-
		2800				18	810	2800	2981	1542	1,29	73,26	20,52	-	-
		3000				18	810	3000	3200	1656	1,29	78,48	21,96	-	-
11205	0900	1000	XXXX	YYYY	-0000	20	900	1000	1191	623	1,27	31,00	8,80	-	-
		1200				20	900	1200	1407	728	1,29	36,60	10,00	-	-
		1400				20	900	1400	1628	834	1,31	42,20	11,40	-	-
		1600				20	900	1600	1855	940	1,33	46,80	12,60	-	-
		1800				20	900	1800	2090	1065	1,32	52,60	14,40	-	-
		2000				20	900	2000	2332	1194	1,31	58,40	16,00	-	-
		2200				20	900	2200	2584	1337	1,29	64,00	17,80	-	-
		2400				20	900	2400	2827	1463	1,29	69,80	19,40	-	-
		2600				20	900	2600	3070	1588	1,29	75,60	21,00	-	-
		2800				20	900	2800	3313	1714	1,29	81,40	22,80	-	-
		3000				20	900	3000	3556	1840	1,29	87,20	24,40	-	-

CE 05 in conformity with EN442-1: radiators and convectors

For heat outputs in other regimes, see p. 308 (correction factors)

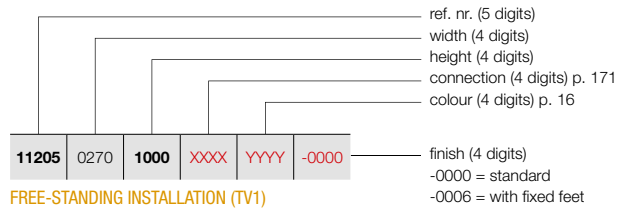
TULIPA VERTICAL (TV1)



TV1

HOW TO ORDER TULIPA VERTICAL

Delivery time 15 - 30 working days
(transport duration not included)



FREE-STANDING INSTALLATION (TV1)
See p. 169 for additional accessories.

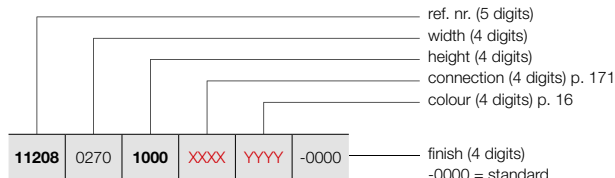
REFERENCE CODE CUSTOM MADE TULIPA VERTICAL						TECHNICAL DATA					short ref. nr.				
11205	0270	1000	XXXX	YYYY	-0000	tubes	width (L mm)	height (H mm)	75/65/20 (Watt)	55/45/20 (Watt)	n-exp.	weight (kg)	water content (l)	electr. resistance (Watt)	RAL 9016 stock
REF. NR. TULIPA VERTICAL TV1 : 11205															
11205	0990	1000	XXXX	YYYY	-0000	22	990	1000	1310	685	1,27	34,10	9,68	-	-
		1200				22	990	1200	1548	801	1,29	40,26	11,00	-	-
		1400				22	990	1400	1791	917	1,31	46,42	12,54	-	-
		1600				22	990	1600	2041	1035	1,33	51,48	13,86	-	-
		1800				22	990	1800	2299	1171	1,32	57,86	15,84	-	-
		2000				22	990	2000	2565	1314	1,31	64,24	17,60	-	-
		2200				22	990	2200	2842	1470	1,29	70,40	19,58	-	-
		2400				22	990	2400	3109	1609	1,29	76,78	21,34	-	-
		2600				22	990	2600	3377	1747	1,29	83,16	23,10	-	-
		2800				22	990	2800	3644	1885	1,29	89,54	25,08	-	-
		3000				22	990	3000	3911	2023	1,29	95,92	26,84	-	-
11205	1080	1000	XXXX	YYYY	-0000	24	1080	1000	1429	747	1,27	37,20	10,56	-	-
		1200				24	1080	1200	1688	873	1,29	43,92	12,00	-	-
		1400				24	1080	1400	1953	1000	1,31	50,64	13,68	-	-
		1600				24	1080	1600	2226	1128	1,33	56,16	15,12	-	-
		1800				24	1080	1800	2508	1278	1,32	63,12	17,28	-	-
		2000				24	1080	2000	2799	1433	1,31	70,08	19,20	-	-
		2200				24	1080	2200	3101	1604	1,29	76,80	21,36	-	-
		2400				24	1080	2400	3392	1755	1,29	83,76	23,28	-	-
		2600				24	1080	2600	3684	1906	1,29	90,72	25,20	-	-
		2800				24	1080	2800	3975	2057	1,29	97,68	27,36	-	-
		3000				24	1080	3000	4267	2208	1,29	104,64	29,28	-	-
11205	1170	1000	XXXX	YYYY	-0000	26	1170	1000	1548	809	1,27	40,30	11,44	-	-
		1200				26	1170	1200	1829	946	1,29	47,58	13,00	-	-
		1400				26	1170	1400	2116	1084	1,31	54,86	14,82	-	-
		1600				26	1170	1600	2412	1223	1,33	60,84	16,38	-	-
		1800				26	1170	1800	2716	1384	1,32	68,38	18,72	-	-
		2000				26	1170	2000	3032	1553	1,31	75,92	20,80	-	-
		2200				26	1170	2200	3359	1738	1,29	83,20	23,14	-	-
		2400				26	1170	2400	3675	1901	1,29	90,74	25,22	-	-
		2600				26	1170	2600	3990	2064	1,29	98,28	27,30	-	-
		2800				26	1170	2800	4306	2228	1,29	105,82	29,64	-	-
		3000				26	1170	3000	4622	2391	1,29	113,36	31,72	-	-
11205	1260	1000	XXXX	YYYY	-0000	28	1260	1000	1667	871	1,27	43,40	12,32	-	-
		1200				28	1260	1200	1970	1019	1,29	51,24	14,00	-	-
		1400				28	1260	1400	2279	1167	1,31	59,08	15,96	-	-
		1600				28	1260	1600	2597	1316	1,33	65,52	17,64	-	-
		1800				28	1260	1800	2925	1490	1,32	73,64	20,16	-	-
		2000				28	1260	2000	3265	1672	1,31	81,76	22,40	-	-
		2200				28	1260	2200	3617	1871	1,29	89,60	24,92	-	-
		2400				28	1260	2400	3958	2048	1,29	97,72	27,16	-	-
		2600				28	1260	2600	4297	2223	1,29	105,84	29,40	-	-
		2800				28	1260	2800	4638	2400	1,29	113,96	31,92	-	-
		3000				28	1260	3000	4978	2576	1,29	122,08	34,16	-	-

CE 05 in conformity with EN442-1: radiators and convectors

For heat outputs in other regimes, see p. 308 (correction factors)

HOW TO ORDER TULIPA VERTICAL

Delivery time 15 - 30 working days
(transport duration not included)




FREE-STANDING INSTALLATION (TV2)

See p. 169 for additional accessories.

HOW TO ORDER STOCK RADIATOR TULIPA VERTICAL

Delivery time 5 working days
(transport duration not included)



TULIPA VERTICAL (TV2)



TV2

REFERENCE CODE CUSTOM MADE TULIPA VERTICAL						TECHNICAL DATA														
						tubes	width (L mm)	height (H mm)	75/65/20 (Watt)	55/45/20 (Watt)	n-exp.	weight (kg)	water content (l)	electr. resistance (Watt)	short ref. nr. RAL 9016 stock					
REF. NR. TULIPA VERTICAL TV2 : 11208																				
11208	0270	1000	XXXX	YYYY	-0000	6	270	1000	603	310	1,30	17,64	4,56	-	-					
		1200				6	270	1200	705	363	1,30	21,00	5,40	-	-					
		1400				6	270	1400	808	416	1,30	24,30	6,24	-	-					
		1600				6	270	1600	911	467	1,31	27,66	7,08	-	-					
		1800				6	270	1800	1015	522	1,30	30,90	8,10	-	-					
		2000				6	270	2000	1121	580	1,29	34,20	9,12	-	-					
		2200				6	270	2200	1229	636	1,29	37,50	10,08	-	-					
		2400				6	270	2400	1335	691	1,29	40,80	11,10	-	-					
		2600				6	270	2600	1441	746	1,29	44,10	12,12	-	-					
		2800				6	270	2800	1547	800	1,29	47,34	13,14	-	-					
		3000				6	270	3000	1653	855	1,29	50,64	14,16	-	-					
11208	0360	1000	XXXX	YYYY	-0000	8	360	1000	804	414	1,30	23,52	6,08	-	-					
		1200				8	360	1200	940	484	1,30	28,00	7,20	-	-					
		1400				8	360	1400	1077	554	1,30	32,40	8,32	-	-					
		1600				8	360	1600	1214	622	1,31	36,88	9,44	-	-					
		1800				8	360	1800	1354	697	1,30	41,20	10,80	-	-					
		2000				8	360	2000	1495	773	1,29	45,60	12,16	-	-					
		2200				8	360	2200	1639	848	1,29	50,00	13,44	-	-					
		2400				8	360	2400	1780	921	1,29	54,40	14,80	-	-					
		2600				8	360	2600	1921	994	1,29	58,80	16,16	-	-					
		2800				8	360	2800	2063	1067	1,29	63,12	17,52	-	-					
		3000				8	360	3000	2204	1140	1,29	67,52	18,88	-	-					
11208	0450	1000	XXXX	YYYY	-0000	10	450	1000	1005	517	1,30	29,40	7,60	-	-					
		1200				10	450	1200	1175	605	1,30	35,00	9,00	-	-					
		1400				10	450	1400	1346	693	1,30	40,50	10,40	-	-					
		1600				10	450	1600	1518	777	1,31	46,10	11,80	-	-					
		1800				10	450	1800	1692	871	1,30	51,50	13,50	-	11208-03					
		2000				10	450	2000	1869	967	1,29	57,00	15,20	-	11208-04					
		2200				10	450	2200	2048	1060	1,29	62,50	16,80	-	-					
		2400				10	450	2400	2225	1151	1,29	68,00	18,50	-	-					
		2600				10	450	2600	2402	1243	1,29	73,50	20,20	-	-					
		2800				10	450	2800	2578	1334	1,29	78,90	21,90	-	-					
		3000				10	450	3000	2755	1425	1,29	84,40	23,60	-	-					
11208	0540	1000	XXXX	YYYY	-0000	12	540	1000	1206	621	1,30	35,28	9,12	-	-					
		1200				12	540	1200	1410	726	1,30	42,00	10,80	-	-					
		1400				12	540	1400	1615	831	1,30	48,60	12,48	-	-					
		1600				12	540	1600	1822	933	1,31	55,32	14,16	-	-					
		1800				12	540	1800	2031	1045	1,30	61,80	16,20	-	11208-05					
		2000				12	540	2000	2242	1160	1,29	68,40	18,24	-	11208-01					
		2200				12	540	2200	2458	1272	1,29	75,00	20,16	-	-					
		2400				12	540	2400	2670	1381	1,29	81,60	22,20	-	-					
		2600				12	540	2600	2882	1491	1,29	88,20	24,24	-	-					
		2800				12	540	2800	3094	1601	1,29	94,68	26,28	-	-					
		3000				12	540	3000	3306	1710	1,29	101,28	28,32	-	-					

CE 05 in conformity with EN442-1: radiators and convectors

For heat outputs in other regimes, see p. 308 (correction factors)

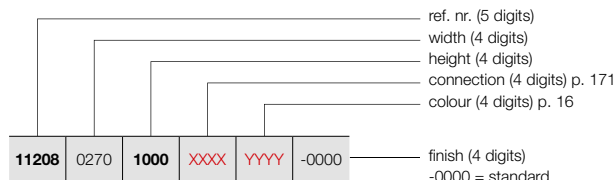
TULIPA VERTICAL (TV2)



TV2

HOW TO ORDER TULIPA VERTICAL

Delivery time 15 - 30 working days
(transport duration not included)




FREE-STANDING INSTALLATION (TV2)

See p. 169 for additional accessories.

HOW TO ORDER STOCK RADIATOR TULIPA VERTICAL

Delivery time 5 working days
(transport duration not included)



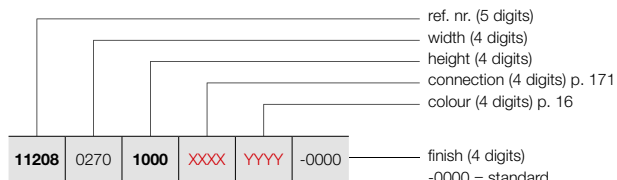
REFERENCE CODE CUSTOM MADE TULIPA VERTICAL						TECHNICAL DATA					short ref. nr.				
REF. NR.	width (L mm)	height (H mm)	75/65/20 (Watt)	55/45/20 (Watt)	n-exp.	weight (kg)	water content (l)	electr. resistance (Watt)	short ref. nr. RAL 9016 stock						
REF. NR. TULIPA VERTICAL TV2 : 11208															
11208	0630	1000	XXXX	YYYY	-0000	14	630	1000	1406	724	1,30	41,16	10,64	-	-
		1200				14	630	1200	1645	847	1,30	49,00	12,60	-	-
		1400				14	630	1400	1884	970	1,30	56,70	14,56	-	-
		1600				14	630	1600	2125	1088	1,31	64,54	16,52	-	-
		1800				14	630	1800	2369	1219	1,30	72,10	18,90	-	11208-10
		2000				14	630	2000	2616	1353	1,29	79,80	21,28	-	11208-11
		2200				14	630	2200	2867	1483	1,29	87,50	23,52	-	-
		2400				14	630	2400	3115	1612	1,29	95,20	25,90	-	-
		2600				14	630	2600	3362	1739	1,29	102,90	28,28	-	-
		2800				14	630	2800	3610	1868	1,29	110,46	30,66	-	-
		3000				14	630	3000	3857	1996	1,29	118,16	33,04	-	-
11208	0720	1000	XXXX	YYYY	-0000	16	720	1000	1607	827	1,30	47,04	12,16	-	-
		1200				16	720	1200	1880	968	1,30	56,00	14,40	-	-
		1400				16	720	1400	2154	1109	1,30	64,80	16,64	-	-
		1600				16	720	1600	2429	1244	1,31	73,76	18,88	-	-
		1800				16	720	1800	2707	1393	1,30	82,40	21,60	-	-
		2000				16	720	2000	2990	1547	1,29	91,20	24,32	-	11208-02
		2200				16	720	2200	3277	1695	1,29	100,00	26,88	-	-
		2400				16	720	2400	3560	1842	1,29	108,80	29,60	-	-
		2600				16	720	2600	3843	1988	1,29	117,60	32,32	-	-
		2800				16	720	2800	4125	2134	1,29	126,24	35,04	-	-
		3000				16	720	3000	4408	2281	1,29	135,04	37,76	-	-
11208	0810	1000	XXXX	YYYY	-0000	18	810	1000	1808	931	1,30	52,92	13,68	-	-
		1200				18	810	1200	2115	1089	1,30	63,00	16,20	-	-
		1400				18	810	1400	2423	1247	1,30	72,90	18,72	-	-
		1600				18	810	1600	2733	1400	1,31	82,98	21,24	-	-
		1800				18	810	1800	3046	1568	1,30	92,70	24,30	-	-
		2000				18	810	2000	3364	1740	1,29	102,60	27,36	-	-
		2200				18	810	2200	3687	1908	1,29	112,50	30,24	-	-
		2400				18	810	2400	4005	2072	1,29	122,40	33,30	-	-
		2600				18	810	2600	4323	2237	1,29	132,30	36,36	-	-
		2800				18	810	2800	4641	2401	1,29	142,02	39,42	-	-
		3000				18	810	3000	4959	2566	1,29	151,92	42,48	-	-
11208	0900	1000	XXXX	YYYY	-0000	20	900	1000	2009	1034	1,30	58,80	15,20	-	-
		1200				20	900	1200	2350	1210	1,30	70,00	18,00	-	-
		1400				20	900	1400	2692	1386	1,30	81,00	20,80	-	-
		1600				20	900	1600	3036	1555	1,31	92,20	23,60	-	-
		1800				20	900	1800	3384	1742	1,30	103,00	27,00	-	-
		2000				20	900	2000	3737	1933	1,29	114,00	30,40	-	-
		2200				20	900	2200	4096	2119	1,29	125,00	33,60	-	-
		2400				20	900	2400	4450	2302	1,29	136,00	37,00	-	-
		2600				20	900	2600	4803	2485	1,29	147,00	40,40	-	-
		2800				20	900	2800	5157	2668	1,29	157,80	43,80	-	-
		3000				20	900	3000	5510	2851	1,29	168,80	47,20	-	-

CE05 in conformity with EN442-1: radiators and convectors

For heat outputs in other regimes, see p. 308 (correction factors)

HOW TO ORDER TULIPA VERTICAL

Delivery time 15 - 30 working days
(transport duration not included)



FREE-STANDING INSTALLATION (TV2)

See p. 169 for additional accessories.

TULIPA VERTICAL (TV2)



TV2

REFERENCE CODE CUSTOM MADE TULIPA VERTICAL						TECHNICAL DATA						short ref. nr. RAL 9016 stock			
						tubes	width (L mm)	height (H mm)	75/65/20 (Watt)	55/45/20 (Watt)	n-exp.		weight (kg)	water content (l)	electr. resistance (Watt)
REF. NR. TULIPA VERTICAL TV2 : 11208															
11208	0990	1000	XXXX	YYYY	-0000	22	990	1000	2210	1138	1,30	64,68	16,72	-	-
		1200				22	990	1200	2585	1331	1,30	77,00	19,80	-	-
		1400				22	990	1400	2961	1524	1,30	89,10	22,88	-	-
		1600				22	990	1600	3340	1711	1,31	101,42	25,96	-	-
		1800				22	990	1800	3723	1916	1,30	113,30	29,70	-	-
		2000				22	990	2000	4111	2127	1,29	125,40	33,44	-	-
		2200				22	990	2200	4506	2331	1,29	137,50	36,96	-	-
		2400				22	990	2400	4895	2533	1,29	149,60	40,70	-	-
		2600				22	990	2600	5284	2734	1,29	161,70	44,44	-	-
11208	1080	1000	XXXX	YYYY	-0000	24	1080	1000	2411	1241	1,30	70,56	18,24	-	-
		1200				24	1080	1200	2820	1452	1,30	84,00	21,60	-	-
		1400				24	1080	1400	3230	1663	1,30	97,20	24,96	-	-
		1600				24	1080	1600	3643	1866	1,31	110,64	28,32	-	-
		1800				24	1080	1800	4061	2090	1,30	123,60	32,40	-	-
		2000				24	1080	2000	4485	2320	1,29	136,80	36,48	-	-
		2200				24	1080	2200	4916	2543	1,29	150,00	40,32	-	-
11208	1170	1000	XXXX	YYYY	-0000	26	1170	1000	2612	1345	1,30	76,44	19,76	-	-
		1200				26	1170	1200	3056	1573	1,30	91,00	23,40	-	-
		1400				26	1170	1400	3500	1802	1,30	105,30	27,04	-	-
		1600				26	1170	1600	3947	2021	1,31	119,86	30,68	-	-
		1800				26	1170	1800	4399	2264	1,30	133,90	35,10	-	-
		2000				26	1170	2000	4859	2514	1,29	148,20	39,52	-	-
11208	1260	1000	XXXX	YYYY	-0000	28	1260	1000	2813	1448	1,30	82,32	21,28	-	-
		1200				28	1260	1200	3291	1694	1,30	98,00	25,20	-	-
		1400				28	1260	1400	3769	1940	1,30	113,40	29,12	-	-
		1600				28	1260	1600	4251	2177	1,31	129,08	33,04	-	-
		1800				28	1260	1800	4738	2439	1,30	144,20	37,80	-	-

CE in conformity with EN442-1: radiators and convectors

For heat outputs in other regimes, see p. 308 (correction factors)

TULIPA HORIZONTAL (TH1, TH2)



TYPES

- One (TH1) or two rows (TH2) of tubes

TUBES

- Vertical, flat-oval 57,5 x 10 mm

COLLECTORS

- Horizontal, rear, round Ø 35 mm

COLOURS

- Standard colour white RAL 9016
- Not available in colour Gloss White
- Extensive colour chart see p. 16

SPECIAL

- TH1 also available as toilet radiator (540 x 500 mm)

BRACKETS

- Wall brackets standard
- TH1 / TH2 also available as free-standing radiator, see p. 169
- Please indicate K-distance (distance floor / radiator) and B-distance (distance radiator / ceiling) when ordering free-standing installation.

TECHNICAL

- Welded by means of resistance welding robots (invisible weld seams)
- KTL priming coat, powder coating
- Standard operating pressure: 4 bar. Extra charge for higher service pressures (10 bar): +10%.
- The delivery time of a radiator with a higher service pressure is 1 week extra.
- Maximum operating temperature: 110°C

ELECTRICAL (see chapter electrical radiators)

- ✗ Pure electrical radiator prefilled
- ✗ Mixed radiator

TECHNICAL DRAWINGS

- See p. 172

CONNECTION

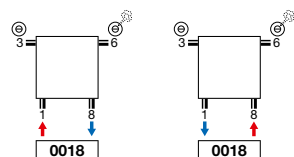
- ✓ One-point connection for one-pipe system (order as special radiator) (see p. 301)
- ✓ One-point connection for two-pipe system (order as special radiator) (see p. 301)
- ✓ Two-point connection for one-pipe system (connection by way of the central connection) (see p. 300)
- ✓ Two-point connection for two-pipe system (standard) (see p. 300)
- ✗ Integrated valve

ABOUT TULIPA HORIZONTAL

Eternal charm, timeless class

The horizontal version of the Tulipa. The textbook example of a designer radiator in its most authentic form. Characterised by its classic open structure and the perpendicular connection of the pipes to the collector. A designer radiator which continues to charm. A classic that fits anywhere.

RECOMMENDED CONNECTION (0018)



Other connection methods, see p. 171



ref. nr. 118210100000099
Fittings, see p. 313

RECOMMENDED FOR THE BATHROOM IN OPTION



towel rail (chrome)
ref. nr. 118322200000099

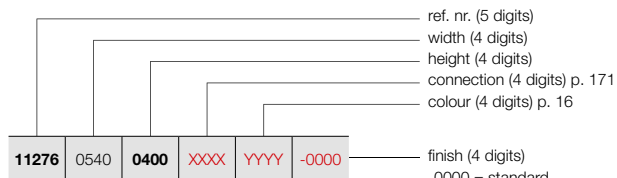
Other accessories, see p. 170



TH1 / TH2

HOW TO ORDER TULIPA HORIZONTAL


Delivery time 15 - 30 working days
(transport duration not included)



FREE-STANDING INSTALLATION (TH1)

See p. 169 for additional accessories.

TULIPA HORIZONTAL (TH1)




TH1

REFERENCE CODE CUSTOM MADE TULIPA HORIZONTAL							TECHNICAL DATA								
							tubes	width (L mm)	height (H mm)	75/65/20 (Watt)	55/45/20 (Watt)	n-exp.	weight (kg)	water content (l)	electr. resistance (Watt)
REF. NR. TULIPA HORIZONTAL TH1 : 11276															
11276	0540	0400	XXXX	YYYY	-0000	12	540	400	330	178	1,21	8,52	2,64	-	
		0500				12	540	500	396	212	1,22	10,20	3,00	-	
		0600				12	540	600	460	245	1,23	11,88	3,48	-	
		0700				12	540	700	523	278	1,24	13,56	3,96	-	
		0800				12	540	800	587	310	1,25	15,24	4,44	-	
		0900				12	540	900	651	342	1,26	16,92	4,80	-	
11276	0630	0400	XXXX	YYYY	-0000	14	630	400	385	208	1,21	9,94	3,08	-	
		0500				14	630	500	461	247	1,22	11,90	3,50	-	
		0600				14	630	600	536	286	1,23	13,86	4,06	-	
		0700				14	630	700	611	324	1,24	15,82	4,62	-	
		0800				14	630	800	685	362	1,25	17,78	5,18	-	
		0900				14	630	900	759	399	1,26	19,74	5,60	-	
11276	0720	0400	XXXX	YYYY	-0000	16	720	400	440	237	1,21	11,36	3,52	-	
		0500				16	720	500	527	283	1,22	13,60	4,00	-	
		0600				16	720	600	613	327	1,23	15,84	4,64	-	
		0700				16	720	700	698	370	1,24	18,08	5,28	-	
		0800				16	720	800	783	413	1,25	20,32	5,92	-	
		0900				16	720	900	868	456	1,26	22,56	6,40	-	
11276	0810	0400	XXXX	YYYY	-0000	18	810	400	495	267	1,21	12,78	3,96	-	
		0500				18	810	500	593	318	1,22	15,30	4,50	-	
		0600				18	810	600	690	368	1,23	17,82	5,22	-	
		0700				18	810	700	785	417	1,24	20,34	5,94	-	
		0800				18	810	800	881	465	1,25	22,86	6,66	-	
		0900				18	810	900	976	513	1,26	25,38	7,20	-	
11276	0900	0400	XXXX	YYYY	-0000	20	900	400	550	296	1,21	14,20	4,40	-	
		0500				20	900	500	659	353	1,22	17,00	5,00	-	
		0600				20	900	600	766	409	1,23	19,80	5,80	-	
		0700				20	900	700	872	463	1,24	22,60	6,60	-	
		0800				20	900	800	978	516	1,25	25,40	7,40	-	
		0900				20	900	900	1084	570	1,26	28,20	8,00	-	
11276	0990	0400	XXXX	YYYY	-0000	22	990	400	605	326	1,21	15,62	4,84	-	
		0500				22	990	500	725	389	1,22	18,70	5,50	-	
		0600				22	990	600	843	450	1,23	21,78	6,38	-	
		0700				22	990	700	960	510	1,24	24,86	7,26	-	
		0800				22	990	800	1076	568	1,25	27,94	8,14	-	
		0900				22	990	900	1193	627	1,26	31,02	8,80	-	
11276	1080	0400	XXXX	YYYY	-0000	24	1080	400	660	356	1,21	17,04	5,28	-	
		0500				24	1080	500	791	424	1,22	20,40	6,00	-	
		0600				24	1080	600	920	491	1,23	23,76	6,96	-	
		0700				24	1080	700	1047	556	1,24	27,12	7,92	-	
		0800				24	1080	800	1174	620	1,25	30,48	8,88	-	
		0900				24	1080	900	1301	684	1,26	33,84	9,60	-	

CE 05 in conformity with EN442-1: radiators and convectors

For heat outputs in other regimes, see p. 308 (correction factors)

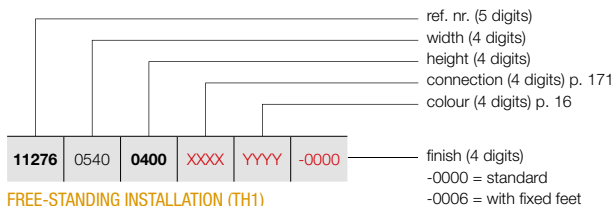
TULIPA HORIZONTAL (TH1)



TH1

HOW TO ORDER TULIPA HORIZONTAL

Delivery time 15 - 30 working days
(transport duration not included)



FREE-STANDING INSTALLATION (TH1)

See p. 169 for additional accessories.

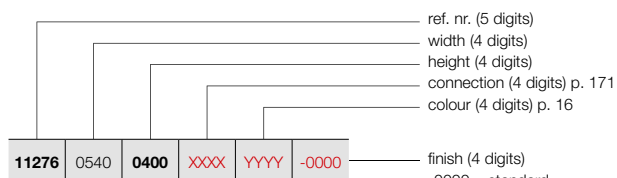
REFERENCE CODE CUSTOM MADE TULIPA HORIZONTAL						TECHNICAL DATA								
REF. NR.	width (L mm)	height (H mm)	75/65/20 (Watt)	55/45/20 (Watt)	n-exp.	weight (kg)	water content (l)	electr. resistance (Watt)						
REF. NR. TULIPA HORIZONTAL TH1 : 11276														
11276	1170	0400	XXXX	YYYY	-0000	26	1170	400	716	386	1,21	18,46	5,72	-
		0500				26	1170	500	857	460	1,22	22,10	6,50	-
		0600				26	1170	600	996	531	1,23	25,74	7,54	-
		0700				26	1170	700	1134	602	1,24	29,38	8,58	-
		0800				26	1170	800	1272	672	1,25	33,02	9,62	-
		0900				26	1170	900	1410	741	1,26	36,66	10,40	-
11276	1260	0400	XXXX	YYYY	-0000	28	1260	400	771	416	1,21	19,88	6,16	-
		0500				28	1260	500	923	495	1,22	23,80	7,00	-
		0600				28	1260	600	1073	572	1,23	27,72	8,12	-
		0700				28	1260	700	1221	648	1,24	31,64	9,24	-
		0800				28	1260	800	1370	723	1,25	35,56	10,36	-
		0900				28	1260	900	1518	798	1,26	39,48	11,20	-
11276	1440	0400	XXXX	YYYY	-0000	32	1440	400	881	475	1,21	22,72	7,04	-
		0500				32	1440	500	1055	566	1,22	27,20	8,00	-
		0600				32	1440	600	1226	654	1,23	31,68	9,28	-
		0700				32	1440	700	1396	741	1,24	36,16	10,56	-
		0800				32	1440	800	1565	826	1,25	40,64	11,84	-
		0900				32	1440	900	1735	912	1,26	45,12	12,80	-
11276	1620	0400	XXXX	YYYY	-0000	36	1620	400	991	534	1,21	25,56	7,92	-
		0500				36	1620	500	1187	636	1,22	30,60	9,00	-
		0600				36	1620	600	1380	736	1,23	35,64	10,44	-
		0700				36	1620	700	1570	833	1,24	40,68	11,88	-
		0800				36	1620	800	1761	930	1,25	45,72	13,32	-
		0900				36	1620	900	1952	1026	1,26	50,76	14,40	-
11276	1800	0400	XXXX	YYYY	-0000	40	1800	400	1101	593	1,21	28,40	8,80	-
		0500				40	1800	500	1318	707	1,22	34,00	10,00	-
		0600				40	1800	600	1533	818	1,23	39,60	11,60	-
		0700				40	1800	700	1745	926	1,24	45,20	13,20	-
		0800				40	1800	800	1957	1033	1,25	50,80	14,80	-
		0900				40	1800	900	2169	1140	1,26	56,40	16,00	-
11276	1980	0400	XXXX	YYYY	-0000	44	1980	400	1211	653	1,21	31,24	9,68	-
		0500				44	1980	500	1450	778	1,22	37,40	11,00	-
		0600				44	1980	600	1686	899	1,23	43,56	12,76	-
		0700				44	1980	700	1919	1019	1,24	49,72	14,52	-
		0800				44	1980	800	2152	1136	1,25	55,88	16,28	-
		0900				44	1980	900	2386	1254	1,26	62,04	17,60	-
11276	2160	0400	XXXX	YYYY	-0000	48	2160	400	1321	712	1,21	34,08	10,56	-
		0500				48	2160	500	1582	848	1,22	40,80	12,00	-
		0600				48	2160	600	1839	981	1,23	47,52	13,92	-
		0700				48	2160	700	2094	1111	1,24	54,24	15,84	-
		0800				48	2160	800	2348	1240	1,25	60,96	17,76	-
		0900				48	2160	900	2603	1368	1,26	67,68	19,20	-

CE in conformity with EN442-1: radiators and convectors

For heat outputs in other regimes, see p. 308 (correction factors)

HOW TO ORDER TULIPA HORIZONTAL


Delivery time 15 - 30 working days
(transport duration not included)



FREE-STANDING INSTALLATION (TH1)

See p. 169 for additional accessories.

TULIPA HORIZONTAL (TH1)




TH1

REFERENCE CODE CUSTOM MADE TULIPA HORIZONTAL							TECHNICAL DATA								
							tubes	width (L mm)	height (H mm)	75/65/20 (Watt)	55/45/20 (Watt)	n-exp.	weight (kg)	water content (l)	electr. resistance (Watt)
REF. NR. TULIPA HORIZONTAL TH1 : 11276															
11276	2340	0400	XXXX	YYYY	-0000	52	2340	400	1431	771	1,21	36,92	11,44	-	
		0500				52	2340	500	1714	919	1,22	44,20	13,00	-	
		0600				52	2340	600	1993	1063	1,23	51,48	15,08	-	
		0700				52	2340	700	2268	1204	1,24	58,76	17,16	-	
		0800				52	2340	800	2544	1343	1,25	66,04	19,24	-	
		0900				52	2340	900	2819	1481	1,26	73,32	20,80	-	
11276	2520	0400	XXXX	YYYY	-0000	56	2520	400	1541	831	1,21	39,76	12,32	-	
		0500				56	2520	500	1846	990	1,22	47,60	14,00	-	
		0600				56	2520	600	2146	1145	1,23	55,44	16,24	-	
		0700				56	2520	700	2443	1297	1,24	63,28	18,48	-	
		0800				56	2520	800	2740	1447	1,25	71,12	20,72	-	
		0900				56	2520	900	3036	1595	1,26	78,96	22,40	-	
11276	2700	0400	XXXX	YYYY	-0000	60	2700	400	1651	890	1,21	42,60	13,20	-	
		0500				60	2700	500	1978	1061	1,22	51,00	15,00	-	
		0600				60	2700	600	2299	1226	1,23	59,40	17,40	-	
		0700				60	2700	700	2617	1389	1,24	67,80	19,80	-	
		0800				60	2700	800	2935	1550	1,25	76,20	22,20	-	
		0900				60	2700	900	3253	1709	1,26	84,60	24,00	-	
11276	2880	0400	XXXX	YYYY	-0000	64	2880	400	1761	949	1,21	45,44	14,08	-	
		0500				64	2880	500	2109	1131	1,22	54,40	16,00	-	
		0600				64	2880	600	2452	1308	1,23	63,36	18,56	-	
		0700				64	2880	700	2792	1482	1,24	72,32	21,12	-	
		0800				64	2880	800	3131	1653	1,25	81,28	23,68	-	
		0900				64	2880	900	3470	1823	1,26	90,24	25,60	-	
11276	3060	0400	XXXX	YYYY	-0000	68	3060	400	1871	1008	1,21	48,28	14,96	-	
		0500				68	3060	500	2241	1202	1,22	57,80	17,00	-	
		0600				68	3060	600	2606	1390	1,23	67,32	19,72	-	
		0700				68	3060	700	2966	1574	1,24	76,84	22,44	-	
		0800				68	3060	800	3327	1757	1,25	86,36	25,16	-	
		0900				68	3060	900	3687	1937	1,26	95,88	27,20	-	

CE 05 in conformity with EN442-1: radiators and convectors

For heat outputs in other regimes, see p. 308 (correction factors)

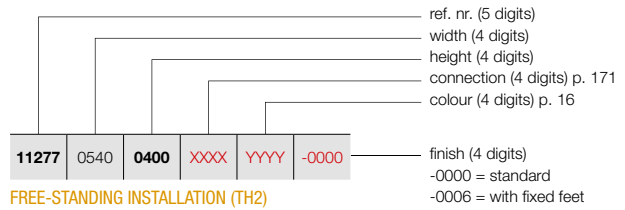
TULIPA HORIZONTAL (TH2)



TH2

HOW TO ORDER TULIPA HORIZONTAL

Delivery time 15 - 30 working days
(transport duration not included)



FREE-STANDING INSTALLATION (TH2)
See p. 169 for additional accessories.

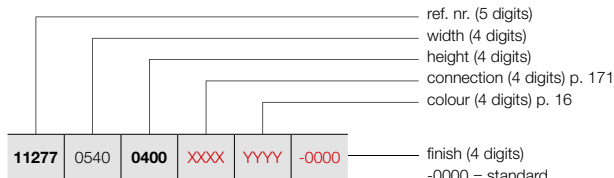
REFERENCE CODE CUSTOM MADE TULIPA HORIZONTAL						TECHNICAL DATA								
REF. NR.	width (L mm)	height (H mm)	75/65/20 (Watt)	55/45/20 (Watt)	n-exp.	weight (kg)	water content (l)	electr. resistance (Watt)						
REF. NR. TULIPA HORIZONTAL TH2 : 11277														
11277	0540	0400	XXXX	YYYY	-0000	12	540	400	571	303	1,24	14,52	4,44	-
		0500				12	540	500	682	360	1,25	18,00	5,16	-
		0600				12	540	600	790	415	1,26	21,48	6,00	-
		0700				12	540	700	895	468	1,27	24,96	6,84	-
		0800				12	540	800	1000	520	1,28	28,44	7,56	-
		0900				12	540	900	1103	571	1,29	31,80	8,40	-
11277	0630	0400	XXXX	YYYY	-0000	14	630	400	667	354	1,24	16,94	5,18	-
		0500				14	630	500	796	420	1,25	21,00	6,02	-
		0600				14	630	600	921	484	1,26	25,06	7,00	-
		0700				14	630	700	1045	546	1,27	29,12	7,98	-
		0800				14	630	800	1166	606	1,28	33,18	8,82	-
		0900				14	630	900	1287	666	1,29	37,10	9,80	-
11277	0720	0400	XXXX	YYYY	-0000	16	720	400	762	404	1,24	19,36	5,92	-
		0500				16	720	500	910	481	1,25	24,00	6,88	-
		0600				16	720	600	1053	553	1,26	28,64	8,00	-
		0700				16	720	700	1194	624	1,27	33,28	9,12	-
		0800				16	720	800	1333	693	1,28	37,92	10,08	-
		0900				16	720	900	1471	761	1,29	42,40	11,20	-
11277	0810	0400	XXXX	YYYY	-0000	18	810	400	857	455	1,24	21,78	6,66	-
		0500				18	810	500	1023	540	1,25	27,00	7,74	-
		0600				18	810	600	1185	623	1,26	32,22	9,00	-
		0700				18	810	700	1343	702	1,27	37,44	10,26	-
		0800				18	810	800	1499	780	1,28	42,66	11,34	-
		0900				18	810	900	1654	856	1,29	47,70	12,60	-
11277	0900	0400	XXXX	YYYY	-0000	20	900	400	952	505	1,24	24,20	7,40	-
		0500				20	900	500	1137	600	1,25	30,00	8,60	-
		0600				20	900	600	1316	691	1,26	35,80	10,00	-
		0700				20	900	700	1492	780	1,27	41,60	11,40	-
		0800				20	900	800	1666	866	1,28	47,40	12,60	-
		0900				20	900	900	1838	951	1,29	53,00	14,00	-
11277	0990	0400	XXXX	YYYY	-0000	22	990	400	1048	556	1,24	26,62	8,14	-
		0500				22	990	500	1251	661	1,25	33,00	9,46	-
		0600				22	990	600	1448	761	1,26	39,38	11,00	-
		0700				22	990	700	1642	858	1,27	45,76	12,54	-
		0800				22	990	800	1833	953	1,28	52,14	13,86	-
		0900				22	990	900	2022	1046	1,29	58,30	15,40	-
11277	1080	0400	XXXX	YYYY	-0000	24	1080	400	1143	607	1,24	29,04	8,88	-
		0500				24	1080	500	1364	720	1,25	36,00	10,32	-
		0600				24	1080	600	1580	830	1,26	42,96	12,00	-
		0700				24	1080	700	1791	936	1,27	49,92	13,68	-
		0800				24	1080	800	1999	1040	1,28	56,88	15,12	-
		0900				24	1080	900	2206	1141	1,29	63,60	16,80	-

CE in conformity with EN442-1: radiators and convectors

For heat outputs in other regimes, see p. 308 (correction factors)

HOW TO ORDER TULIPA HORIZONTAL

Delivery time 15 - 30 working days
(transport duration not included)



FREE-STANDING INSTALLATION (TH2)

See p. 169 for additional accessories.

TULIPA HORIZONTAL (TH2)




TH2

REFERENCE CODE CUSTOM MADE TULIPA HORIZONTAL							TECHNICAL DATA								
11277	0540	0400	XXXX	YYYY	-0000	tubes	width (L mm)	height (H mm)	75/65/20 (Watt)	55/45/20 (Watt)	n-exp.	weight (kg)	water content (l)	electr. resistance (Watt)	
REF. NR. TULIPA HORIZONTAL TH2 : 11277															
11277	1170	0400	XXXX	YYYY	-0000	26	1170	400	1238	657	1,24	31,46	9,62	-	
		0500				26	1170	500	1478	780	1,25	39,00	11,18	-	
		0600				26	1170	600	1711	899	1,26	46,54	13,00	-	
		0700				26	1170	700	1940	1014	1,27	54,08	14,82	-	
		0800				26	1170	800	2166	1126	1,28	61,62	16,38	-	
		0900				26	1170	900	2390	1237	1,29	68,90	18,20	-	
11277	1260	0400	XXXX	YYYY	-0000	28	1260	400	1333	708	1,24	33,88	10,36	-	
		0500				28	1260	500	1592	841	1,25	42,00	12,04	-	
		0600				28	1260	600	1843	968	1,26	50,12	14,00	-	
		0700				28	1260	700	2089	1092	1,27	58,24	15,96	-	
		0800				28	1260	800	2332	1213	1,28	66,36	17,64	-	
		0900				28	1260	900	2573	1331	1,29	74,20	19,60	-	
11277	1440	0400	XXXX	YYYY	-0000	32	1440	400	1524	809	1,24	38,72	11,84	-	
		0500				32	1440	500	1819	961	1,25	48,00	13,76	-	
		0600				32	1440	600	2106	1106	1,26	57,28	16,00	-	
		0700				32	1440	700	2388	1248	1,27	66,56	18,24	-	
		0800				32	1440	800	2666	1386	1,28	75,84	20,16	-	
		0900				32	1440	900	2941	1522	1,29	84,80	22,40	-	
11277	1620	0400	XXXX	YYYY	-0000	36	1620	400	1714	910	1,24	43,56	13,32	-	
		0500				36	1620	500	2047	1081	1,25	54,00	15,48	-	
		0600				36	1620	600	2370	1245	1,26	64,44	18,00	-	
		0700				36	1620	700	2686	1404	1,27	74,88	20,52	-	
		0800				36	1620	800	2999	1560	1,28	85,32	22,68	-	
		0900				36	1620	900	3309	1712	1,29	95,40	25,20	-	
11277	1800	0400	XXXX	YYYY	-0000	40	1800	400	1905	1011	1,24	48,40	14,80	-	
		0500				40	1800	500	2274	1201	1,25	60,00	17,20	-	
		0600				40	1800	600	2633	1383	1,26	71,60	20,00	-	
		0700				40	1800	700	2985	1560	1,27	83,20	22,80	-	
		0800				40	1800	800	3332	1733	1,28	94,80	25,20	-	
		0900				40	1800	900	3676	1902	1,29	106,00	28,00	-	
11277	1980	0400	XXXX	YYYY	-0000	44	1980	400	2095	1112	1,24	53,24	16,28	-	
		0500				44	1980	500	2501	1321	1,25	66,00	18,92	-	
		0600				44	1980	600	2896	1521	1,26	78,76	22,00	-	
		0700				44	1980	700	3283	1716	1,27	91,52	25,08	-	
		0800				44	1980	800	3665	1906	1,28	104,28	27,72	-	
		0900				44	1980	900	4044	2092	1,29	116,60	30,80	-	
11277	2160	0400	XXXX	YYYY	-0000	48	2160	400	2286	1213	1,24	58,08	17,76	-	
		0500				48	2160	500	2729	1441	1,25	72,00	20,64	-	
		0600				48	2160	600	3159	1660	1,26	85,92	24,00	-	
		0700				48	2160	700	3582	1872	1,27	99,84	27,36	-	
		0800				48	2160	800	3998	2079	1,28	113,76	30,24	-	
		0900				48	2160	900	4412	2283	1,29	127,20	33,60	-	

CE 05 in conformity with EN442-1: radiators and convectors

For heat outputs in other regimes, see p. 308 (correction factors)

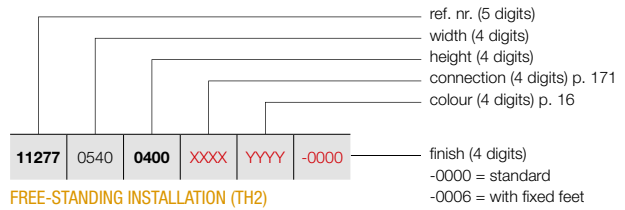
TULIPA HORIZONTAL (TH2)



TH2

HOW TO ORDER TULIPA HORIZONTAL

Delivery time 15 - 30 working days
(transport duration not included)




FREE-STANDING INSTALLATION (TH2)

See p. 169 for additional accessories.

REFERENCE CODE CUSTOM MADE TULIPA HORIZONTAL						TECHNICAL DATA								
ref. nr.	width (L mm)	height (H mm)	75/65/20 (Watt)	55/45/20 (Watt)	n-exp.	weight (kg)	water content (l)	electr. resistance (Watt)						
REF. NR. TULIPA HORIZONTAL TH2 : 11277														
11277	2340	0400	XXXX	YYYY	-0000	52	2340	400	2476	1314	1,24	62,92	19,24	-
		0500				52	2340	500	2956	1561	1,25	78,00	22,36	-
		0600				52	2340	600	3423	1798	1,26	93,08	26,00	-
		0700				52	2340	700	3880	2028	1,27	108,16	29,64	-
		0800				52	2340	800	4332	2253	1,28	123,24	32,76	-
		0900				52	2340	900	4779	2473	1,29	137,80	36,40	-
11277	2520	0400	XXXX	YYYY	-0000	56	2520	400	2667	1416	1,24	67,76	20,72	-
		0500				56	2520	500	3184	1681	1,25	84,00	24,08	-
		0600				56	2520	600	3686	1937	1,26	100,24	28,00	-
		0700				56	2520	700	4179	2184	1,27	116,48	31,92	-
		0800				56	2520	800	4665	2426	1,28	132,72	35,28	-
		0900				56	2520	900	5147	2663	1,29	148,40	39,20	-
11277	2700	0400	XXXX	YYYY	-0000	60	2700	400	2857	1516	1,24	72,60	22,20	-
		0500				60	2700	500	3411	1801	1,25	90,00	25,80	-
		0600				60	2700	600	3949	2075	1,26	107,40	30,00	-
		0700				60	2700	700	4477	2340	1,27	124,80	34,20	-
		0800				60	2700	800	4998	2599	1,28	142,20	37,80	-
		0900				60	2700	900	5519	2858	1,29	159,60	41,40	-
11277	2880	0400	XXXX	YYYY	-0000	64	2880	400	3048	1618	1,24	77,44	23,68	-
		0500				64	2880	500	3638	1921	1,25	96,00	27,52	-
		0600				64	2880	600	4212	2213	1,26	114,56	32,00	-
		0700				64	2880	700	4776	2496	1,27	133,12	36,48	-
11277	3060	0400	XXXX	YYYY	-0000	68	3060	400	3238	1719	1,24	82,28	25,16	-
		0500				68	3060	500	3866	2042	1,25	102,00	29,24	-
		0600				68	3060	600	4476	2352	1,26	121,72	34,00	-
		0700				68	3060	700	5074	2652	1,27	141,44	38,76	-

CE in conformity with EN442-1: radiators and convectors

For heat outputs in other regimes, see p. 308 (correction factors)

ACCESSORIES	COLOUR	REF.NR.
FREE-STANDING INSTALLATION FIXED FEET 	TV1 / TV2 / TH1 / TH2	
	RAL 9016	118100700009016
	COLOUR	11810070000xxxx

- free-standing radiators in the colour RAL 9016 and Pergamon: 1 separate lateral support, 2 feet (H=150 mm) and 2 rosets in the colour of the radiator.
- free-standing radiators in other colours: 1 separate lateral support, 2 feet (H=150 mm) in the colour of the radiator + 2 chrome plated rosets.
- Not for radiators \geq 1800 mm






FREE-STANDING INSTALLATION SET TELESCOPIC FEET / CEILING BRACKETS 	TV1 / TV2 / TH1 / TH2	
	RAL 9016	118100900009016
	COLOUR	11810090000xxxx

- Telescopic feet: indicate distance floor-radiator (= K-measure).
- Telescopic ceiling brackets: indicate distance ceiling-radiator (= B-measure). Length: min. 151 mm, max. 225 mm.

FIXED FOOT / LATERAL SUPPORT 	TV1 / TH1	
	RAL 9016	*
	COLOUR	*
	TV2 / TH2	
	RAL 9016	*
	COLOUR	*

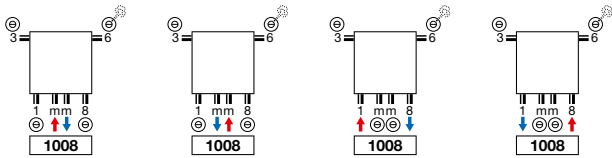
- The top of the foot is a part of the radiator = extended tube, 3rd tube on the left and on the right
number of tubes:
 \leq 1440 mm: 2 feet
1620 mm - 3060 mm: 4 feet
- Lateral support: 20 cm
- * Please indicate **code -0006** for "Finish" when ordering (fixed foot/lateral support included in the price).

TULIPA ACCESSORIES
IN OPTION

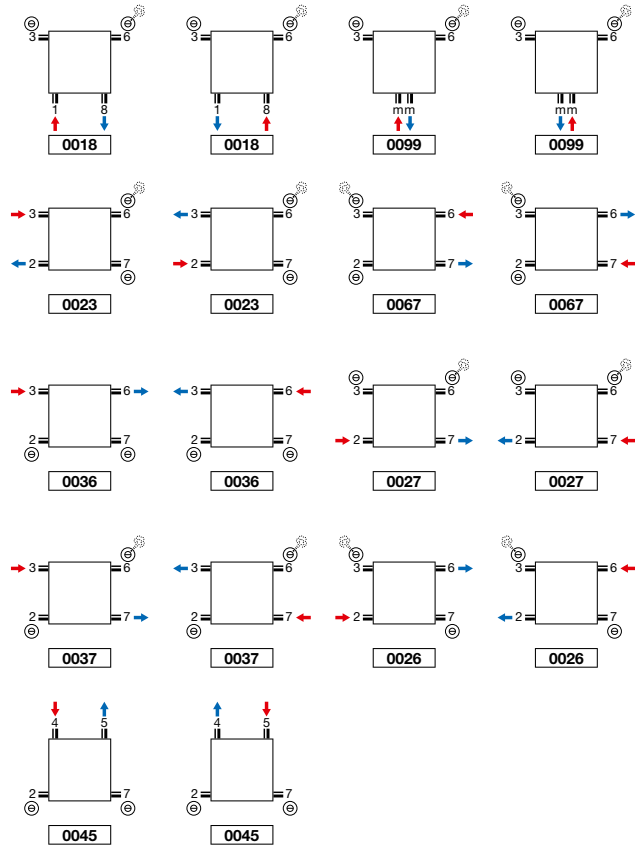
ACCESSORIES	COLOUR	REF.NR.
TV1 / TV2 / TH1 / TH2		
TOWEL RAIL 	CHROME	118322200000099
• h = 22 mm; b = 670 mm; d = 85 mm; a = 60 mm		
TV1 / TV2 / TH1 / TH2		
HOOK O-RING 	CHROME	118360100000099
• h = 22 mm; b = 22 mm; d = 42 mm		
TV1 / TV2 / TH1 / TH2		
HOOK WITH A WIDE GROOVE 	CHROME	118340100000099
• h = 22 mm; b = 22 mm; d = 42 mm		
TV1 / TV2 / TH1 / TH2		
DRYING- AND STACKING RACK NARROW 	CHROME	118300800000099
• h = 22 mm; b = 385 mm; d = 163 mm; a = 30 mm		
TV1 / TV2 / TH1 / TH2		
DRYING- AND STACKING RACK LARGE 	CHROME	118301100000099
• h = 22 mm; b = 530 mm; d = 163 mm; a = 30 mm		

d = distance front of the accessory up to front of the radiator
a = distance accessory up to the radiator
available from stock

TULIPA VERTICAL: TV1 / TV2 (STOCK)



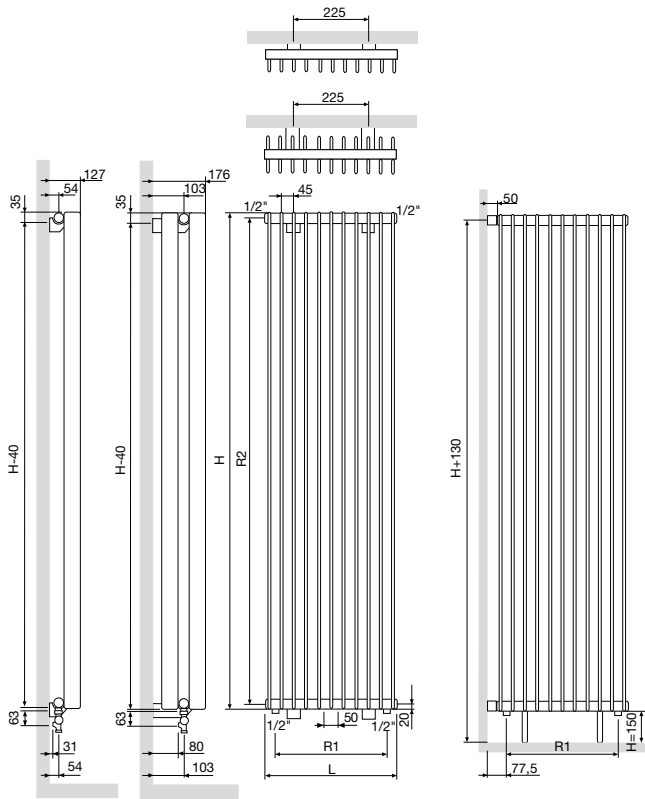
TULIPA: TV1 / TV2 / TH1 / TH2 (NON STOCK)



- Tulipa 6 and 8 tubes: connection 1mm8, 18, 81 not possible

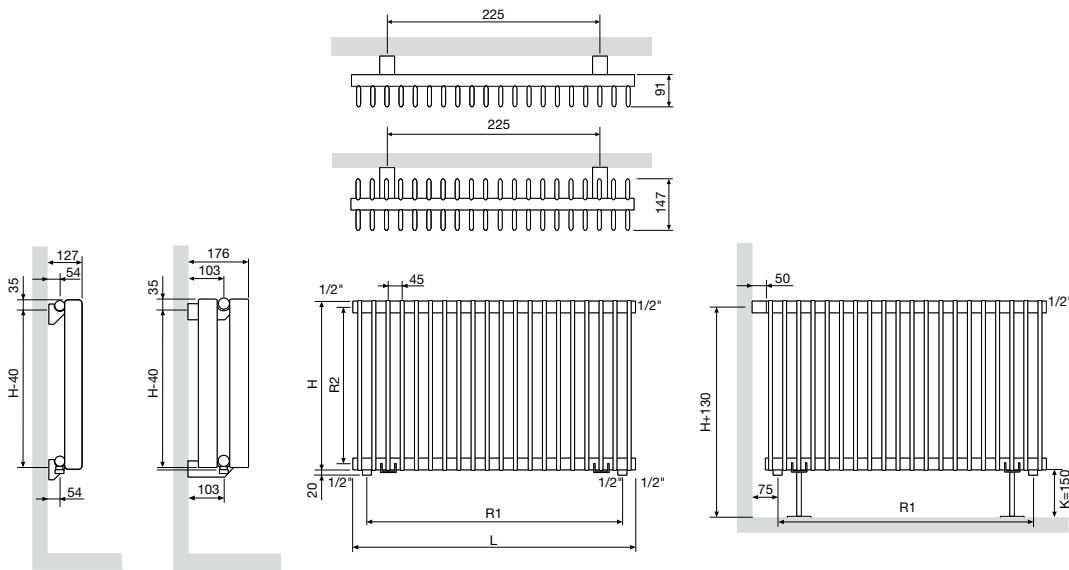
Attention: connecting the radiator can only be as shown by the connecting icons. For any other connection method, we take no responsibility.

TULIPA VERTICAL (TV1, TV2)



	TV1 / TV2											
Width (L)	270	360	450	540	630	720	810	900	990	1080	1170	1260
Centre between the connections at the bottom 18 (R1)	180	270	360	450	540	630	720	810	900	990	1080	1170
Height (H)	1000	1200	1400	1600	1800	2000	2200	2400	2600	2800	3000	
Centre between the lateral connections 23/67 (R2)	960	1160	1360	1560	1760	1960	2160	2360	2560	2760	2960	
Centre between the brackets	H-40											

TULIPA HORIZONTAL (TH1, TH2)



	TH1 / TH2																		
Width (L)	540	630	720	810	900	990	1080	1170	1260	1440	1620	1800	1980	2160	2340	2520	2700	2880	3060
Centre between the connections at the bottom 18 (R1)	450	540	630	720	810	900	990	1080	1170	1350	1530	1710	1890	2070	2250	2430	2610	2790	2970
Height (H)	400	500	600	700	800	900													
Centre between the lateral connections 23/67 (R2)	365	465	565	665	765	865													
Centre between the brackets	H-40																		